



DEALER SPECIFICATION BROCHURE

neffliving.com





ABOUT NEFF BEAUTIFUL LIVING

MAKING THE MONOGRAM.

The story began in 1966, when a German engineer came to Canada and shaped an industry by combining old-world craftsmanship with the modernity of automotive products and processes. The engineer was Paul Neff, and his idea is, to this day, the foundation and guiding principle of NEFF Beautiful Living.

In time, those cabinets evolved to do more, to be more. For over five decades now, NEFF has been recognized as one of the world's leading international manufacturing companies, crafting fine cabinetry, kitchens, custom closets, hospitality lounges and retail experiences that reimagine what it means to live beautifully.





DEALER ACCELERATION THROUGH NEFF INNOVATION



THE COMPLETE PROCESS

NEFF's solution-based offering allows our clients to become more than dealers; they grow into custom millwork shops with the ability to target high-end architects looking for personalized products.

The start-to-finish process involves standardized systems and industry-leading expertise from initial design to end installation. With BaseCamp's state-of-the-art project management software, our dealers and their customers receive full transparency, open communication and remain intimately involved in the process.

With their very own dedicated NEFF representative, our dealers receive White-Glove support and training on every aspects of the process, along with standardized documents that cover pricing, design, in-take sheets and pre-site inspections.

FULL SUITE

10 Weeks
After Final Processing Sign Off

EFFICIENCY

24 Hours
Quote

EXPERTISE

1 - 2 Weeks
Shop Drawings

PRECISION

Patented Dry-Fit Process
Stages Product Before Shipping

ACCOUNTABILITY

Staging Checklist Certificate
Must Be Signed Internally

PERSONALIZED

NEFF' in-house
installation team



PRODUCTS

INSIDE THE BOX.

Most NEFF finishes are protected by layers of acrylic urethane, deposited through a specialized process developed by the high-end automotive and aerospace industries.




EURO-LAMINATES

BEAUTY AT ITS TRUEST


The result of industry-leading one-to-one grain reproduction, these masterful products bring out the true beauty of exotic wood while leaving the tree in the forest. Choose from a palette of over 80 patterns available in a variety of textures. Add lustre with NEFF's low-sheen or hand-polished, high-gloss top coats. Our Euro-Laminates are available in Woodgrain, silk, and high-gloss finishes.




EURO-LAMINATES




PORTOFINO



CATALYST



MANAPALIN ASH




OLMO BIANCO



SEYCHELLES




CREAM RIFT OAK



CRIMSON OAK




DRIFTWOOD OAK



FLEETWOOD FIR




LIMED ASH



WINE N DINE




WEATHERED OAK



BEACHWOOD



SAND SCAPE OAK




BELLEMENT TOUX



HONEY



PALAZZO CUSINE



GOLDKENN

EURO-LAMINATES



OMAHA TAN OAK




HAZEL WOOD



TOSSINI ELM



VERMILION OAK



CAMARGUE WALNUT



HAZELNUT



EUCALYPTUS



CHOCOLATE GLAZE



HAVANE TOBACCO



DENVER OAK




GRYPHON FIR




CARINI TRUFFLE



ROTANDA VALMARANA



DARK CHOCOLATE




LOCKLEN



AFTER 8



OLMO MARRONE



ESPRESSO

EURO-LAMINATES



CHALKED OAK



FINELINE




CASCADE



FOX GRAY



CASTLE GATE



SHADOW SLATE FIR



AUDEMIR PITEK



BARN PINE



DOGWOOD



TOASTY HUSK



KOJI STAR




TORREFIED OAK




PARALLAX




BLACK PINEGRAIN




LEVANTO MARBLE



SAFE HOUSE



BLEACHED LINEN



WAXED LINEN


EURO-LAMINATES




GRAY LINEN



ALPINE WHITE



COASTAL WHITE




LIGHT GRAY



TAUPE GRAY



GRAPHITE GRAY



BLACKOUT



INDIGO BLUE




FOREST GREEN

EURO-LAMINATES

YOUR BENEFITS

- A pre-fabricated panel only requiring cutting and edge banding
- Impact and wear
- Fade resistant
- The decor paper is permanently fused to the substrate and won't peel away

PRODUCT CONSTRUCTION



Our Eurodekor TFL particleboard is produced by fusing resin-impregnated decor paper directly onto both sides of our Eurospan Particleboard substrate. Heat and pressure activate the resin to effectively seal the substrate.

TFL boards reproduce the look and feel of realistic woodgrain, concrete, or material designs. TFL panels deliver enhanced performance benefits and characteristics.

TFL is appropriate for residential, healthcare, hospitality, retail and other commercial settings. It is ideal for both horizontal and vertical applications including:

- Cabinets
- Closet Systems
- Office Furniture
- Store Fixtures
- Architectural Wall Paneling

Melamine resin-impregnated decorative paper

Eurospan Particleboard

Melamine resin-impregnated decorative paper

EURO-LAMINATES


Laminates are both versatile and hard-wearing. They are ideal for mid- to high-traffic surface areas, curved applications and areas in need of postforming (standard laminates only).

Our laminates offer a multi-layer construction, with a layer of resin-infused decorative paper on the surface and multiple layers of kraft paper in the core. Laminates must be bonded to a substrate, such as particleboard or MDF, during the finishing process.

Laminates are ideal for a variety of residential and commercial applications, such as:

- Tabletops and desktops
- Countertops and backsplash panels
- Cabinets
- Door elements and wall claddings

PRODUCT CONSTRUCTION




PAINTS

ELEVATING THE ARTIST'S PALETTE


Along with its full palette of paints, NEFF offers bespoke colors to broaden the range of possibilities, and the ability to color match any custom paint you desire. No matter the color, NEFF can create the perfect match for projects. Choose from matte, silk, or hand polished, high-gloss finishes.




PAINTS




MIAMI WHITE




HIGH REFLECTIVE
WHITE




CHANTILLY LACE




OXFORD WHITE




WHITE DOVE




SWISS COFFEE




LIGHT FRENCH GRAY




WARM WHITE




CALM




EVERYDAY WHITE




SOLSTICE




SILVER SATIN




SKIPPING ROCKS



STONINGTON GRAY



COVENTRY GRAY



MONORAIL SILVER




SUMMIT GRAY



STEEL GRAY

PAINTS



KENDALL CHARCOAL



CRACKED PEPPER



IRON ORE




CAVIAR




JET BLACK




CEMENT




ELEPHANT



WARM GRAY




BOULEVARD



WHITE SAND




NATURAL LINEN




CARGO PANTS




ALEXANDRIA BEIGE




RIVER'S EDGE




RICH CREAM



TAWNY TAN



CAFÉ AU LAIT




ROJO MARRÓN


PAINTS




RIVER ROCK



BALBOA MIST




REVERE PEWTER



ZEUS



URBANE BRONZE




SUCCULENT



FOXHALL GREEN



ANDIRON




BLACK EMERALD



WINDCHILL




ENGLISH BLUE



DOCKSIDE BLUE




WALL STREET




SANTORINI BLUE



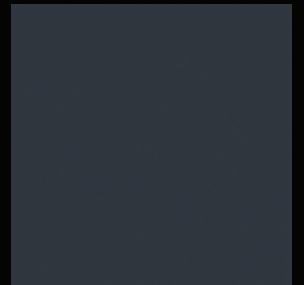
PORTUGUESE BLUE



FRENCH BLUE




HALE NAVY




AFTER THE STORM

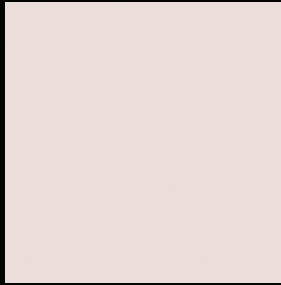
PAINTS




LILY LAVENDER



FIG




PROPOSAL




PEONY



PLUM



PEACH PARFAIT




DINNER PARTY




BRICK




LEMON CHIFFON



HAWTHORNE YELLOW



PEARL



SAND



MUD



COAL

veneers

PRESERVING THE EXOTIC

Exotic wood species are hand-selected, specific to each project and finished using a state-of-the-art transparent staining process which tones the veneer to the desired color while preserving the natural beauty. The result is a truly one-of-a-kind and personalized kitchen that can never be duplicated.



veneers



ANIGRE GROTTTO




BIRDSEYE MAPLE,
GROTTTO




ENGLISH SYCAMORE,
NATURAL



MACASSAR EBONY,
ETUDE




POMMELE SAPELE,
ETUDE




RIBBON MAHOGANY,
ETUDE




SMOKED CEREJIERA,
NATURAL



SMOKED
EUCALYPTUS,
NATURAL



AMERICAN APPLE PIE,
NUTMEG



RIFT OAK WHEAT,
FLAT BRUSHED




TAN AVODIRE,
NATURAL



ELM FLAT CUT, FLINT


veneers




BUGINGA
QUARTER CUT,
GROTTO




PALDAO
QUARTER CUT,
NATURAL




WALNUT FLAT CUT,
CARAMEL




WALNUT
QUARTER CUT,
TORTONA



WALNUT FLAT CUT,
ETUDE



WHITE OAK FLAT CUT,
CHARCOAL GLAZE




WHITE OAK FLAT CUT,
HEATHER




WHITE OAK RIFT CUT,
GRAPHITE GLAZE



WHITE OAK RIFT CUT,
TRUFFLE GLAZE



WHITE OAK RIFT CUT,
WHEAT



BIRDSEYE MAPLE,
TUDOR



BLEACHED WOOD,
NATURAL


INTERIOR FINISHES

GIVE VOICE TO EVERY INCH

The variety of finishes casts attention within. NEFF's custom interior finishes highlight that which is often overlooked and manufactures the transformative. Design from the inside out.



INTERIOR FINISHES




ICE WHITE




CUBANITE



STONE



RHODIUM



GLACIER




BLACK BIRD



MODERN ASH



TOP GUN GREY



BRUSHED ALUMINUM



PELTRO

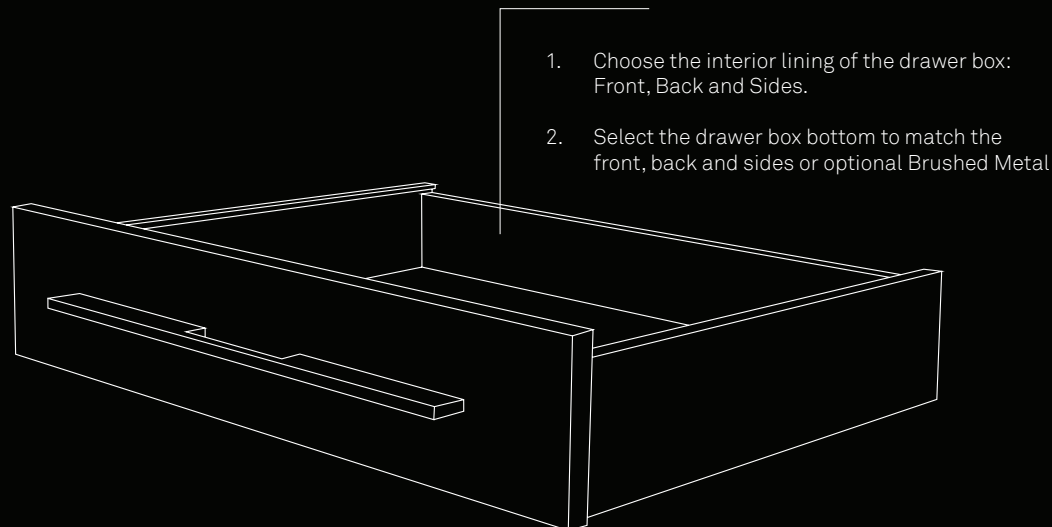


PRE-FINISHED
MAPLE VENEER



PRE-FINISHED
WALNUT VENEER

INTERIOR FRONT, BACK & SIDES




VINYL (STANDARD OPTION)




CUBANITE



ICE WHITE




RHODIUM



STONE

METAL




INOX BRUSHED
ALUMINUM




BRUSHED
ALUMINUM

THERMOLAMINATE (UPGRADE OPTION)



BLACK BIRD



GLACIER



MODERN ASH



TOP GUN GREY



PELTRO



BRUSHED
ALUMINUM

LEATHERS

BEAUTIFUL BY NATURE

A collection of genuine leather finishes delicately treated to take on a variety of hues, which complement and enhance the vision of fine décor.



LEATHERS



DASH



IVORY



LINEN



ASHPHALT



SIENA



GRAYSTONE



MOONSTONE



PUMA



CACAO

MAKE IT METAL

WELDING PERFECTION

Durable, contemporary and aesthetically vivid metals, each cultivated and brushed with unique finishes that bring and evoke new personalities.



MAKE IT METAL



SILKY SMOOTH BRASS




CASTED BRASS



BRASS CORKBOARD




BRASS
BRUSHED PATINA



SILKY
SMOOTH BRONZE



CASTED BRONZE



BRONZE ROCKY ROAD



SILKY
SMOOTH COPPER




SMOKY COPPER



SMOKY GOLD



SILKY SMOOTH GOLD




SILKY SMOOTH IRON




SMOKY IRON



IRON
BRUSHED PATINA



NICKEL SILVER
ROCKY ROAD



SMOKY
WHITE BRONZE

DOOR STYLES

TEXTURE, PATTERN, SHAPE IN HARMONY

Whether Contemporary, Traditional or Transitional, NEFF's vast selection of door styles opens up infinite possibilities for the designer. NEFF also provides the flexibility to customize their own door styles.



DOOR STYLES



STYLE 26



STYLE 27



STYLE 28



STYLE 29




STYLE 31 & 32



STYLE 35 & 37



STYLE 43




STYLE 51

DOOR STYLES



STYLE 52



STYLE 53



STYLE 55



STYLE 56



STYLE 68



STYLE 74



STYLE 80



STYLE 81

DOOR STYLES



STYLE 82



STYLE 83



STYLE 84



STYLE 87

HARDWARE


A SPARK OF PERSONALITY

NEFF produces quality hardware varied in type, size and color that meets the high standards of its brand, complements the existing design vision and completes the final details.




HARDWARE


MATERIAL




CHROME



NO.13



PROSECCO



CHAMPAGNE




BRONZATO



INOX

DESSAU COLLECTION



D1 CHROME

DESSAU, 45CM,
SYMMETRICAL HANDLE



D2 CHROME

DESSAU, 45CM,
ASYMMETRICAL HANDLE



D3 CHROME

DESSAU, 25.6CM,
SYMMETRICAL HANDLE



D4 CHROME

DESSAU, 25.6CM,
ASYMMETRICAL HANDLE



D5 CHROME

DESSAU, 17.3CM,
SYMMETRICAL HANDLE



D6 CHROME

DESSAU, 4.5CM, KNOB



D7 CHROME

DESSAU, 39CM,
APPLIANCE HANDLE

ACCESSORIES

THE LIVING CREATION

NEFF's custom accessories and inserts are the finishing touches. Offering the top names in the industry, NEFF introduces these established relationships to the client. In the end, pieces of perfection will always find each other.



ACCESSORIES

MATERIAL



WALNUT



OAK

DRAWER ACCESSORIES



1 COMPARTMENT
FRAME, WALNUT



1 COMPARTMENT
FRAME, WALNUT




2 COMPARTMENT
FRAME, WALNUT



5 COMPARTMENT
FRAME, WALNUT



WRAP HOLDER,
WALNUT



KNIFE ORGANIZER,
WALNUT



4 COMPARTMENT
DEEP FRAME,
WALNUT



10 COMPARTMENT
DEEP FRAME,
WALNUT



1 COMPARTMENT
BOX, WALNUT



DIVIDER, WALNUT



DISH PEG INSERT,
WALNUT



PLATE HOLDER
MEDIUM, WALNUT

BOX CONSTRUCTION

NEFF PLYWOOD WITH VINYL INTERIORS

- 3/4" (19mm) Baltic Water Resistant Plywood base, top, sides
- 1/2" (12mm) Baltic Water Resistant Plywood back
- Screwed base construction

NEFF PLYWOOD WITH PRE-FINISHED VENEER

- 3/4" (19mm) Pre Finished Maple or Walnut Plywood base, top, sides
- 1/2" (12mm) Pre Finished Maple or Walnut Plywood back
- Screwed base construction



DRAWER CONSTRUCTION

NEFF METAL

- 5/8" (16mm) Baltic Birch Water Resistant Plywood Base
- 1/2" (12mm) Baltic Birch Water Resistant Plywood Sides and Back
- Prefinished Anodized or Painted Aluminum Sides
- Screwed Construction

NEFF WOOD

- 5/8" (16mm) Prefinished Maple / Walnut Plywood Base
- 1/2" (12mm) Prefinished Maple / Walnut Plywood Sides and Back
- Screwed Construction
- Screwed base construction

DOVETAIL

Solid Maple or Walnut Dovetailed



DOOR CONSTRUCTION

PAINTED

- Platinum Grade 3/4" - 1" (19mm - 25mm) MDF

VENEER

- Platinum Grade 3/4" - 1" (19mm - 25mm) MDF

EURO-LAMINATE

3/4" (19mm) Eurolaminate (Insert Egger Specs)



DOOR CONSTRUCTION

BASF AUTOMOTIVE PAINT

- UNO technology performs and exceeds to American Architectural Manufacturers Association's publication numbers.
- UNO HD can produce varying degrees of gloss. Custom colours are available in both conventional and Low VOC options.
- Offers heat management coatings using special pigment technology. This reduces heat absorption in dark colours and lowers surface temperature strain, providing coatings with longer service life.
- Recommended for use on prepared aluminum, steel, plastics and composite substrates.


NATURAL VENEER CLADDING WITH CHOICE OF FINISHES

- UNO technology performs and exceeds to American Architectural Manufacturers Association's publication numbers.
- UNO HD can produce varying degrees of gloss. Custom colours are available in both conventional and Low VOC options.
- Offers heat management coatings using special pigment technology. This reduces heat absorption in dark colours and lowers surface temperature strain, providing coatings with longer service life.
- Recommended for use on prepared aluminum, steel, plastics and composite substrates.



CABINETY CONSTRUCTION

1/4" thick plywood back with water-resistant coating



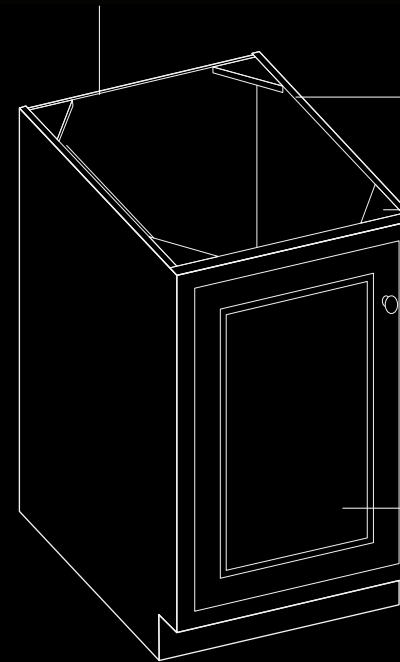
1/2" thick plywood side with water-resistant coating

corner braces

3/4" solid wood face frame

3/4" solid wood drawer front

1/4" thick plywood back with water-resistant coating



1/2" thick plywood side with water-resistant coating

corner braces

3/4" solid wood face frame

3/4" solid wood door front and High Density Molding Board panel



EXPERIENCE

THE PERFECT APPROACH.

Each department consists of industry specialists that work with proven technique and pay meticulous attention to detail. With a family culture approach, the NEFF process is based in continued improvement with the goal of fitting perfection. The automated systems and patented dry-fit process that installs the product into NEFF's custom-built staging areas are overseen by the Staging Completion Checklist to ensure functionality, precision and accountability.

The Staging Completion Checklist is a step-by-step examination of the product by stagers, technicians and design experts. If the dimensions, material finishes and aesthetics, functionality, accessories and appliances meet the high standards of the NEFF Beautiful Living team, they will be approved and the process will move to the next stage.

Necessary to be signed internally by all those involved, the Staging Completion Checklist starts with the design and it ends with installation, in which concerns, if any, and notes are written for the end-installer to consider when fixing the product into the client's space.





WARRANTY

THE PROMISE OF TIME.

NEFF offers 8-year limited warranties on all Beautiful Living products. Very few manufacturers stand behind their products as long as NEFF.

- Products guaranteed to be free of material defects in materials and workmanship for eight years.
- Timely repair and replacing warrantied products to their original specifications.
- Free shipping of the repaired or replaced product to the customer.



